


SFUSD & SCFOE Local Control & Accountability Plan (LCAP) Amendments

Special Order of Business
October 6th, 2015

Objectives for Today's Discussion




- Review CDE's feedback to SFUSD and SFCOE LCAPs
- Review amendments made in response to CDE
- Board votes on the amended LCAPs

LCAPs are available online on SFUSD Budget page

SFUSD: <http://goo.gl/hBLsvW>

SFCOE: <http://goo.gl/OTmF88>

CDE Feedback & District Responses (Round 1)



- On June 23rd, 2015, SFUSD and SFCOE LCAPs were approved and submitted to CDE
- On August 14th, 2015, CDE provided the following feedback:

SFUSD:

A Section 2: Goals – add targets and include additional measurable outcomes, including % of students who passed AP exams, school attendance rate, middle and high school drop out rates **(PAGE 26)**

B Section 2: Annual Update – details on actual services & expenditures **(PAGE 70)**


C Section 3: Supplemental & Concentration – description & justification of use of funds **(PAGE 89)**

SFCOE:

A B C Similar to SFUSD feedback **(A. PAGE 16, B. PAGE 70, C. PAGE 90)**

D Section 1: Stakeholder Engagement – describe for county programs **(PAGE 6)**

CDE Feedback & District Responses (Round 2)



- On September 22nd, 2015, CDE provided additional feedback:

SFUSD:


ⓓ Section 2: Goals & Annual Update – detail expenditures in CSAM format (PAGE 28)

ⓔ Section 3: Supplemental & Concentration – include Supplemental & Concentration funds in Section 2 and add to justification of use of funds (PAGE 89, 94)


SFCOE:

ⓔ Section 2: Goals & Annual Update – detail expenditures in CSAM format (PAGE 18)

Questions / Action




Next Steps



- Send written response and amended LCAPs to CDE
- Await CDE response

APPENDIX

Combining CDE's data and reports with CORE's data and reporting system leads to comprehensive LCAP summary



LCAP Priority	LCAP Indicator	CORE Measure	State Measure Already Publicly Available?
Student Achievement	Performance on standardized tests	Academic performance and growth in ELA & Math	Yes
	<i>Score on API</i>	<i>n/a</i>	<i>n/a</i>
	Share of students that are college and career ready	In development	n/a
	Share of English learners that become English proficient	(none)	Yes
	English learner reclassification rate	English learner redesignation rate	Yes
	Share of students that pass AP exams	(none)	Yes
Student Engagement	Share of students determined prepared for college by EAP	(none)	Yes
	School attendance rates	(none)	No
	Chronic absenteeism rates	Chronic absenteeism rate	No
	Middle school dropout rates	High school readiness rate of 8th graders	No
	High school dropout rates	(none)	Yes
Other Student Outcomes	High school graduation rates	4, 5, and 6 year rates	Yes
	Other indicators of student performance	Social-emotional skills	n/a
School Climate	Student suspension rates	Percent of students suspended and/or expelled	Yes
	Student expulsion rates	Percent of students suspended and/or expelled	No
	Other local measures	Student, staff, and parent perceptions of school climate	n/a
Parental Involvement	Efforts to seek parent input	Student, staff, and parent perceptions of school climate	No
	Promotion of parental participation	(none)	No
Basic Services	Rate of teacher misassignment	(none)	Yes, not regularly
	Student access to standards-aligned instructional materials	(none)	Yes
	Facilities in good repair	(none)	Yes
Implementation of State Standards	Implementation of CCSS for all students	(none)	No
	Implementation of English language development standards	(none)	No
Course Access	Student access and enrollment in all required areas of study	(none)	No