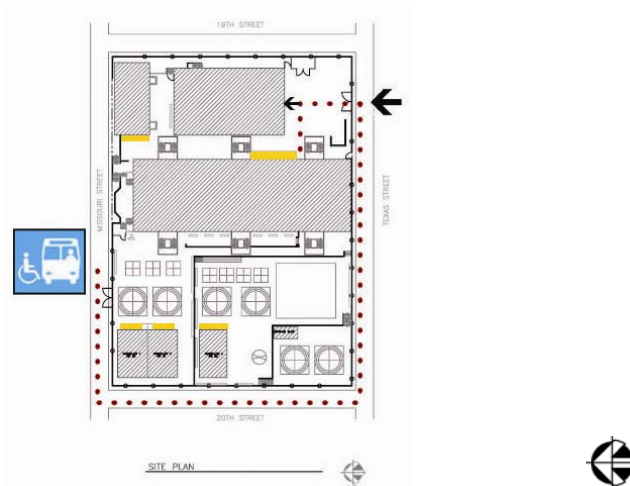











Daniel Webster Elementary School

465 Missouri Street
 San Francisco, CA 94107
 Tel: (415) 695-5787
 Fax: (415) 826-6813



Site Plan

• Accessible ♦ Functionally accessible

Accessibility	Location	Condition
 Access path of travel	From Missouri Street travel west around the street corner to 20th Street and east to Texas Street	•
 Accessible parking stall	None	
 Passenger loading zone	On Missouri Street, north side of school	•
 Accessible entrance	From Texas Street to rear entrance through gate, south side of school From Missouri Street through gate to portable classrooms	•
 Ramp	At entrance to Main Building, Admin Building, and portable classrooms	•
 Boys' toilet, Girls' toilet, Unisex restroom	See other plans for locations	
 Drinking fountain	See other plans for locations	
 Elevator	No elevator access in school	
 TTY (text telephone)	None	

School Access Description

Accessibility:

- One portable classroom located at upper yard is not accessible.










Daniel Webster Elementary School

465 Missouri Street
San Francisco, CA 94107
Tel: (415) 695-5787
Fax: (415) 826-6813



First Floor Plan

• Accessible ♦ Functionally accessible

Accessibility		Location	Condition
	Access path of travel	Along corridors	•
	Accessible parking stall	Not applicable	
	Passenger loading zone	Not applicable	
	Accessible entrance	Main Building – east side of bldg via ramp Admin Building – west side of bldg via ramp Auditorium – south side of building	•
	Ramp	At entrance to Main Building and Admin Building	•
	Boys' toilet, Girls' toilet, Unisex restroom	Student restrooms at corridor of Main Building	•
	Drinking fountain	None on this floor	
	Elevator	No elevator access in school	
	TTY (text telephone)	None	

School Access Description

Accessibility:

Drinking fountains:

- Auditorium stage is not accessible.
- Drinking fountains located outside of student restrooms in Main Building are not ADA compliant.

Daniel Webster Elementary School

465 Missouri Street
San Francisco, CA 94107
Tel: (415) 695-5787
Fax: (415) 826-6813












SECOND FLOOR PLAN



Second Floor Plan

• Accessible ♦ Functionally accessible

Accessibility	Location	Condition
 Access path of travel	Not applicable	
 Accessible parking stall	Not applicable	
 Passenger loading zone	Not applicable	
 Accessible entrance	Not applicable	
 Ramp	Not applicable	
 Boys' toilet, Girls' toilet, Unisex restroom	None on this floor	
 Drinking fountain	None on this floor	
 Elevator	No elevator access in school. This floor is not accessible.	
 TTY (text telephone)	None	

School Access Description