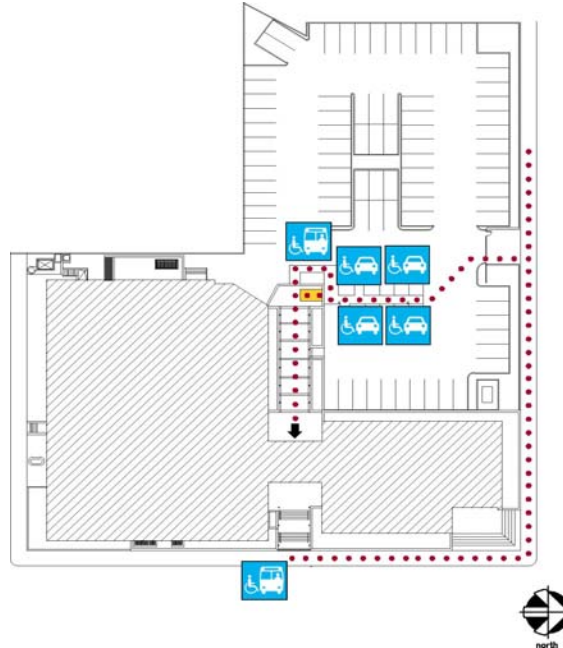


District Administration
555 Franklin Street
 San Francisco, CA 94102
 Tel: (415)241-6000
 Fax: (415)241-6036



Site Plan

Franklin Street

● Accessible ◆ Functionally accessible

| Accessibility | | Location | Condition |
|---------------|--|--|-----------|
| | Access path of travel | from McAllister St., at north side of building | ◆ |
| | Accessible parking stall | at rear parking lot | ● |
| | Passenger loading zone | along Franklin Street in front of building | ◆ |
| | Accessible entrance | from rear parking lot | ● |
| | Ramp | ramp to entrance from parking | ● |
| | Boys' toilet, Girls' toilet, Unisex restroom | not applicable | |
| | Drinking fountain | not applicable | |
| | Elevator | not applicable | |
| | TDD (text telephone) | not applicable | |

Facility Access Description

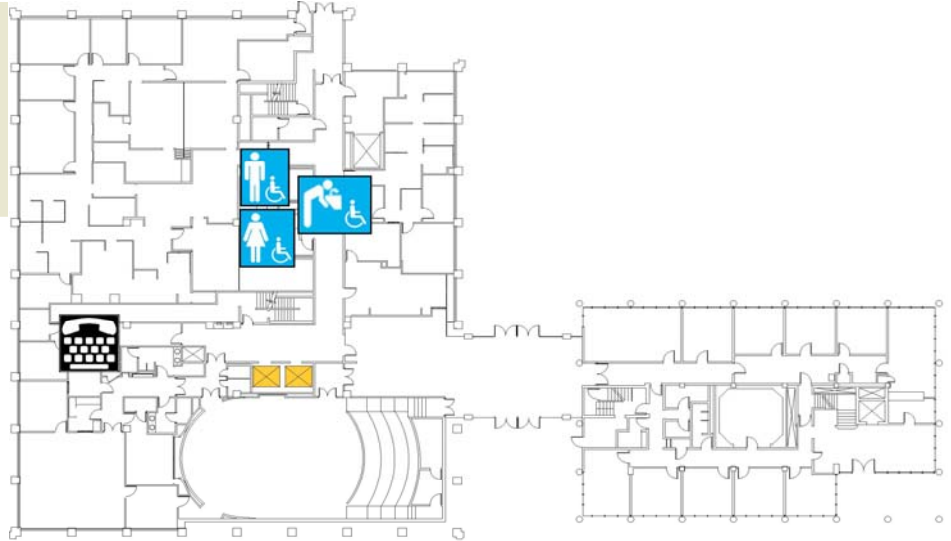
Parking:

- There are four accessible parking spaces in the rear lot, reached from McAllister Street at the north side.
- There is parking in the basement garage, but spaces are not marked accessible parking spaces..

Accessibility/Entrance:










- Access to the central building lobby is from the parking lot at the rear of the building.
- Sidewalks along Franklin and McAllister Streets are generally level and in good condition.

District Administration
555 Franklin Street
 San Francisco, CA 94102
 Tel: (415)241-6000
 Fax: (415)241-6036



First Floor Plan

● Accessible ◆ Functionally accessible

| Accessibility | Location | Condition |
|---|--|-----------|
|   Access path of travel Accessible parking stall | from rear parking lot not applicable | ● |
|  Passenger loading zone | not applicable | |
|  Accessible entrance | main entrance is accessible from rear parking lot | ● |
|  Ramp | not applicable | |
|  Men's toilet, Women's toilet, Unisex restroom | men's and women's toilets along the center corridor | ● |
|  Drinking fountain | center corridor between restrooms | ● |
|  Elevator | two elevators at the center of the main wing serves all floors | ● |
|  TDD (text telephone) | at administrative offices | ● |

Facility Access Description










- Restrooms:** ● Men's and women's toilets on this floor are accessible.
- Drinking fountains:** ● The drinking fountain is ADA compliant.
- Elevator:** ● An elevator is available at the center of the main wing, serving all floors of the building.

District Administration
555 Franklin Street
 San Francisco, CA 94102
 Tel: (415)241-6000
 Fax: (415)241-6036



Second Floor Plan

● Accessible ◆ Functionally accessible

| Accessibility | | Location | Condition |
|---|---|--|-----------|
|  | Access path of travel | not applicable | |
|  | Accessible parking stall | not applicable | |
|  | Passenger loading zone | not applicable | |
|  | Accessible entrance | not applicable | |
|  | Ramp | not applicable | |
|  | Men's toilet, Women's toilet, Unisex restroom | men's and women's toilets along the center corridor | ◆ |
|  | Drinking fountain | center corridor between restrooms | ◆ |
|  | Elevator | two elevators at the center of the main wing serves all floors | ● |
|  | TDD (text telephone) | not applicable | |

Facility Access Description

- Restrooms:**
- Men's and women's toilets on this floor are functionally accessible.
- Drinking fountains:**
- The drinking fountain is ADA compliant.
- Elevator:**
- An elevator is available at the center of the main wing, serving all floors of the building.

District Administration

555 Franklin Street

San Francisco, CA 94102










Tel: (415)241-6000

Fax: (415)241-6036



Third Floor Plan

• Accessible ♦ Functionally accessible

| Accessibility | Location | Condition |
|---|--|-----------|
|  Access path of travel | not applicable | |
|  Accessible parking stall | not applicable | |
|  Passenger loading zone | not applicable | |
|  Accessible entrance | not applicable | |
|  Ramp | not applicable | |
|  Men's toilet, Women's toilet, Unisex restroom | men's and women's toilets along the center corridor | ♦ |
|  Drinking fountain | center corridor between restrooms | ♦ |
|  Elevator | two elevators at the center of the main wing serves all floors | • |
|  TDD (text telephone) | not applicable | |

Facility Access Description

Restrooms:

- Men's and women's toilets on this floor are functionally accessible.

Drinking fountains:

- The drinking fountain is ADA compliant.

Elevator:

- An elevator is available at the center of the main wing, serving all floors of the building.